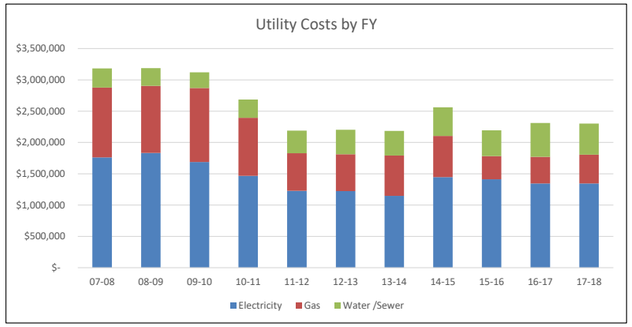
Utility Costs by FY
$3,500,000
$3,000,000
$2,500,000
$2,000,000
$1,500,000
$1,000,000
$500,000
$-
07-08
08-09
09-10
10-11
11-12
12-13
13-14
14-15
15-16
16-17
17-18
Electricity
Gas
Water /Sewer

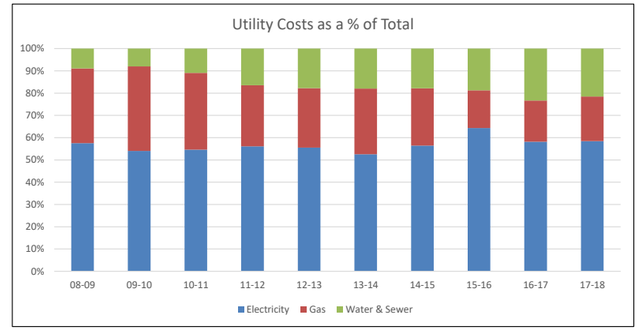
Utility Costs as a % of Total
100%
90%
80%
70%
60%
50%
40%
30%
20%
10%
0%
08-09
09-10
10-11
11-12
12-13
13-14
14-15
15-16
16-17
17-18
Electricity
Gas
Water & Sewer

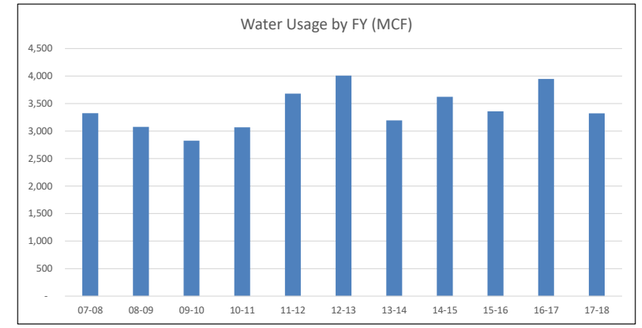
Water Usage by FY (MCF)
4,500
4,000
3,500
3,000
2,500
2,000
1,500
1,000
500
-
07-08
08-09
09-10
10-11
11-12
12-13
13-14
14-15
15-16
16-17
17-18

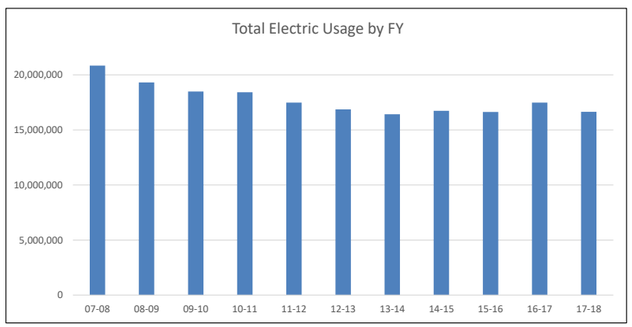
Total Electric Usage by FY
20,000,000
15,000,000
10,000,000
5,000,000
0
07-08
08-09
09-10
10-11
11-12
12-13
13-14
14-15
15-16
16-17
17-18

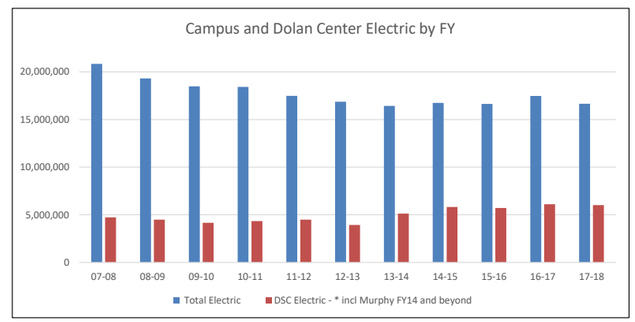
Campus and Dolan Center Electric by FY
20,000,000
15,000,000
10,000,000
5,000,000
0
07-08
08-09
09-10
10-11
11-12
12-13
13-14
14-15
15-16
16-17
17-18
Total Electric
DSC Electric - * incl Murphy FY14 and beyond

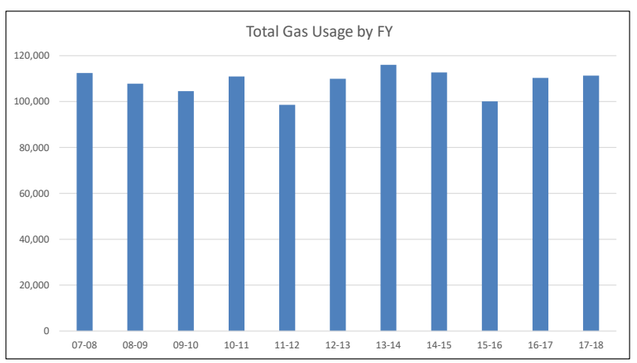
Total Gas Usage by FY
120,000
100,000
80,000
60,000
40,000
20,000
0
07-08
08-09
09-10
10-11
11-12
12-13
13-14
14-15
15-16
16-17
17-18

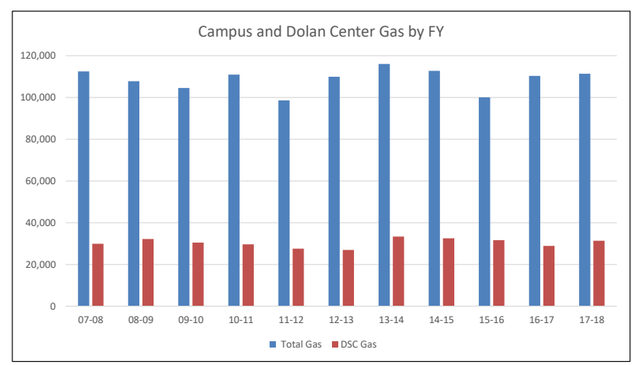
Campus and Dolan Center Gas by FY
120,000
100,000
80,000
60,000
40,000
20,000
0
07-08
08-09
09-10
10-11
11-12
12-13
13-14
14-15
15-16
16-17
17-18
Total Gas
DSC Gas